



Satisfy Professional's Needs

Concrete Planer PC5001C 125mm


NEW



Capable of planing
flush to corners

for **Most Suitable
Planing Concrete**

Powerful 1,400W motor provides efficient planing operation.



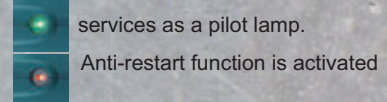
PC5001C

Easy to install/ remove dust bag
can be set in place simply by sliding over dust port.

Electronic control allows for use of powerful 1,400W motor.

- Constant speed control
- Soft start suppresses start-up reaction.
- Electronic current limiter protects motor from overload.

LED power light
to indicate Anti-restart function



services as a pilot lamp.

Anti-restart function is activated

provides more control and reduced fatigue.

5m Power supply cord

Easy-to-operate large type trigger switch

Auxiliary Base
for smoother planing (PC5001C only)


Capable of planing flush to corners
Able to plane flush to corners by removing dust cover cap dust cover cap and front roller section (PC5001C)

Front Roller
adjusts planing depth.



Accessories

Offset Diamond Wheel
for finish work
(Standard Equipment of PC5001C)
Part No. B-12289



Concrete Planer

- Double Insulation
- Constant Speed
- Soft Start
- Dust Collecting
- Carrying Case



Photo: PC5001C

Connectable to Vacuum Cleaner

PC5001C 125mm

253

Continuous rating Input

Wheel dia.	125mm
Hole dia.	22.23mm
No load speed (r/min)	10,000
Dimensions (L x W x H)	479 x 182 x 195mm
Net weight	5.1kg
Power supply cord	5.0m

Standard Equipment

Offset Diamond Wheel, Lock Nut Wrench, Hex Wrench, Dust Bag Assembly, Brush Set

Items of standard equipment and specifications may vary by country or area.